




## Option L - Newmarket wards

**Key**

 Two-member ward

**Key**

 Within 10% of the ideal electorate of 2056

 Variance against ideal electorate of more than 10%

The overall electorate for Newmarket is 11,590 giving an average ward electorate of 1,932 electors.

Ward No.	Proposed name of ward	No. of members	Total electorate	% Away from Average (Variance)	Changes made as a result of consultation	Details of feedback received and other comments	Other options that could be considered
33	Newmarket East ward	2	4049	-1.53%	None	No changes to initial option	
34							
35	Newmarket West ward	2	3967	-3.53%	None	No changes to initial option	
36							
37	Newmarket North ward	2	3574	-13.08%	None Although this ward varies from the ideal by over 13%, this could be resolved with further refinement of the ward boundaries.	No changes to initial option	
38							